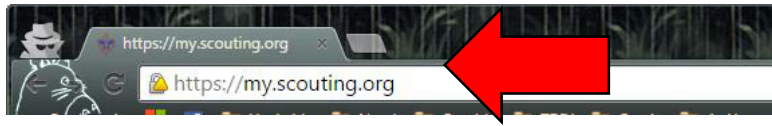
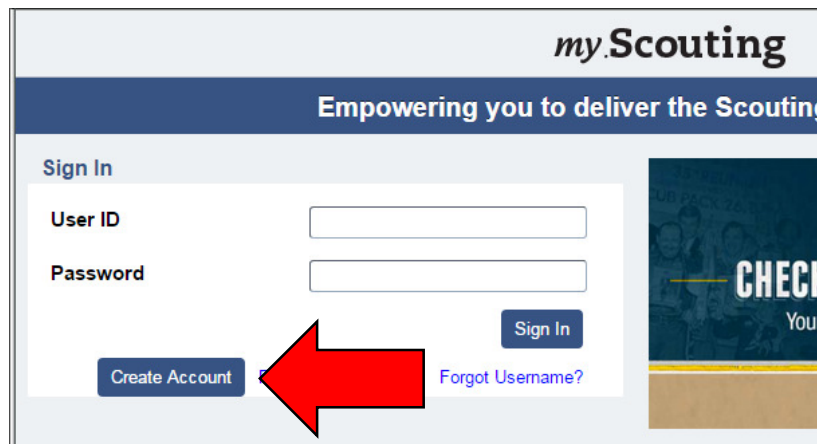


Setting up a My.Scouting.org account

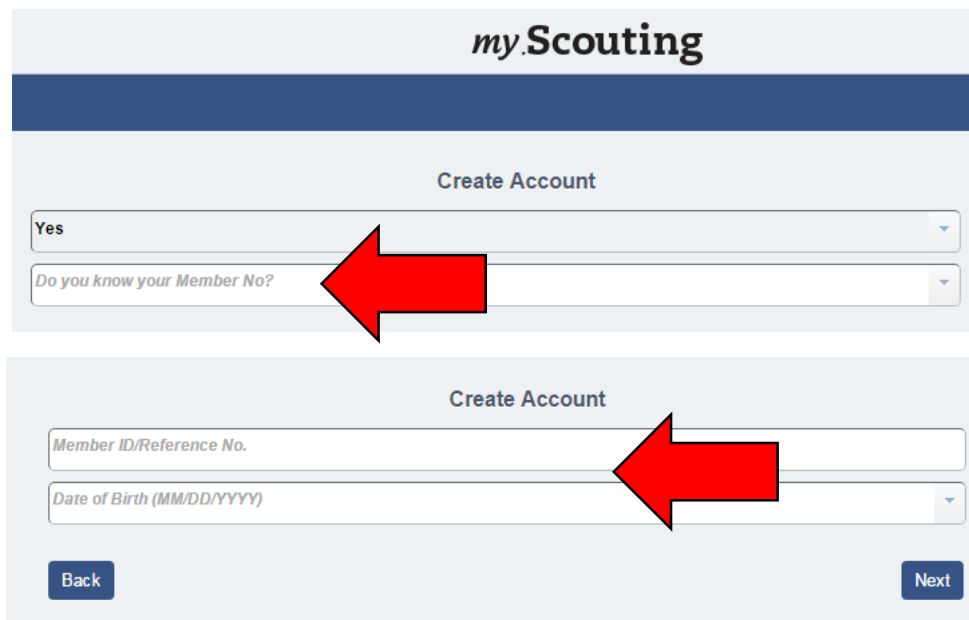
1. In your internet browser go to my.scouting.org (chrome or firefox preferred)



2. Click 'create account'




3. Enter your member number now if you know it. Otherwise skip ahead to step 5.

Two screenshots of the "Create Account" form. The first screenshot shows the "Create Account" section with a dropdown menu for "Do you know your Member No?" highlighted with a red arrow. The second screenshot shows the "Create Account" section with an input field for "Member ID/Reference No." highlighted with a red arrow. Below the input field is a dropdown menu for "Date of Birth (MM/DD/YYYY)". At the bottom of the form are "Back" and "Next" buttons.

4. If your information shows up after inputting your member number select it. Otherwise proceed to step 5.
 - a. If you have a previous account show up but you cannot remember your username or password please call the council office at 704.982.0141 for assistance in recovering them.

Found matching Account(s). Please select one.

Alyssa Heaton



User name : A****ton
Member ID : 1***349
Phone :

[u***@msn.com >](#)

[None of the Above](#)

[Create a New Account >](#)

No matching records found.

In searching our records, an account has not yet been created for the e-mail address or member ID/birthdate entered.
Please click **Next** to create an account

[Back](#)

[Next](#)

5. If you do not know you member enter 'no' and then proceed to fill out all the required information (indicated by a red asterisk)

Personal Information

First Name *

Middle Name

Last Name *

Date Of Birth (MM/DD/YYYY) Gender *

USA *

Address Line 1 *

Address Line 2

Zip * City State

Postal address not verified ⓘ

Home Email *

Home Confirm Email *

Home Phone *

Click to accept Terms and Conditions *

ZisJI Enter Code *

? Help Manual

6. Create a username and check for availability

Create Account

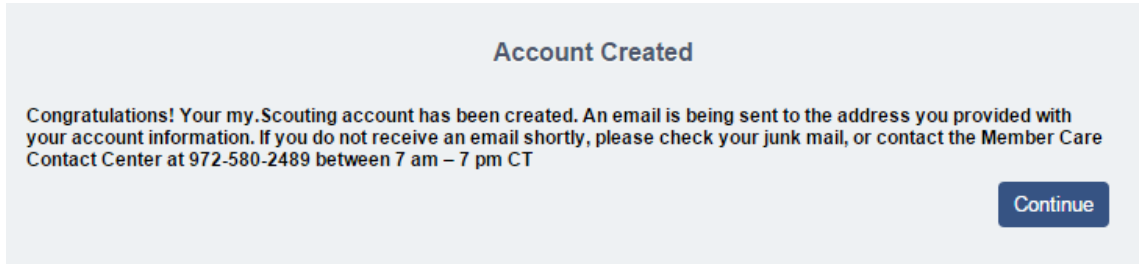
HScouter

Available ⓘ *

7. Create an account password.
- Password must be at least 8 characters and no longer than 12
 - Must contain at least one uppercase letter
 - Must contain at least one lowercase letter
 - Must contain at least one numeric character
 - Must contain at least one non alphanumeric character

8. Select security questions and answers.

9. Hit Submit



10. You may now take Youth Protection Training. For instructions on how to do that please view the "How to take the Youth Protection Training Online" report on our website